



AP[®] Calculus AB 2011 Scoring Guidelines

The College Board

The College Board is a not-for-profit membership association whose mission is to connect students to college success and opportunity. Founded in 1900, the College Board is composed of more than 5,700 schools, colleges, universities and other educational organizations. Each year, the College Board serves seven million students and their parents, 23,000 high schools, and 3,800 colleges through major programs and services in college readiness, college admission, guidance, assessment, financial aid and enrollment. Among its widely recognized programs are the SAT[®], the PSAT/NMSQT[®], the Advanced Placement Program[®] (AP[®]), SpringBoard[®] and ACCUPLACER[®]. The College Board is committed to the principles of excellence and equity, and that commitment is embodied in all of its programs, services, activities and concerns.

© 2011 The College Board. College Board, ACCUPLACER, Advanced Placement Program, AP, AP Central, SAT, SpringBoard and the acorn logo are registered trademarks of the College Board. Admitted Class Evaluation Service is a trademark owned by the College Board. PSAT/NMSQT is a registered trademark of the College Board and National Merit Scholarship Corporation. All other products and services may be trademarks of their respective owners. Permission to use copyrighted College Board materials may be requested online at: www.collegeboard.com/inquiry/cbpermit.html.

Visit the College Board on the Web: www.collegeboard.org.

AP Central is the official online home for the AP Program: apcentral.collegeboard.com.

AP[®] CALCULUS AB 2011 SCORING GUIDELINES

Question 1

For $0 \leq t \leq 6$, a particle is moving along the x -axis. The particle's position, $x(t)$, is not explicitly given. The velocity of the particle is given by $v(t) = 2\sin(e^{t/4}) + 1$. The acceleration of the particle is given by $a(t) = \frac{1}{2}e^{t/4} \cos(e^{t/4})$ and $x(0) = 2$.

- (a) Is the speed of the particle increasing or decreasing at time $t = 5.5$? Give a reason for your answer.
- (b) Find the average velocity of the particle for the time period $0 \leq t \leq 6$.
- (c) Find the total distance traveled by the particle from time $t = 0$ to $t = 6$.
- (d) For $0 \leq t \leq 6$, the particle changes direction exactly once. Find the position of the particle at that time.

(a) $v(5.5) = -0.45337$, $a(5.5) = -1.35851$

The speed is increasing at time $t = 5.5$, because velocity and acceleration have the same sign.

2 : conclusion with reason

(b) Average velocity = $\frac{1}{6} \int_0^6 v(t) dt = 1.949$

2 : $\left\{ \begin{array}{l} 1 : \text{integral} \\ 1 : \text{answer} \end{array} \right.$

(c) Distance = $\int_0^6 |v(t)| dt = 12.573$

2 : $\left\{ \begin{array}{l} 1 : \text{integral} \\ 1 : \text{answer} \end{array} \right.$

(d) $v(t) = 0$ when $t = 5.19552$. Let $b = 5.19552$.
 $v(t)$ changes sign from positive to negative at time $t = b$.
 $x(b) = 2 + \int_0^b v(t) dt = 14.134$ or 14.135

3 : $\left\{ \begin{array}{l} 1 : \text{considers } v(t) = 0 \\ 1 : \text{integral} \\ 1 : \text{answer} \end{array} \right.$

AP[®] CALCULUS AB 2011 SCORING GUIDELINES

Question 2

t (minutes)	0	2	5	9	10
$H(t)$ (degrees Celsius)	66	60	52	44	43

As a pot of tea cools, the temperature of the tea is modeled by a differentiable function H for $0 \leq t \leq 10$, where time t is measured in minutes and temperature $H(t)$ is measured in degrees Celsius. Values of $H(t)$ at selected values of time t are shown in the table above.

- (a) Use the data in the table to approximate the rate at which the temperature of the tea is changing at time $t = 3.5$. Show the computations that lead to your answer.
- (b) Using correct units, explain the meaning of $\frac{1}{10} \int_0^{10} H(t) dt$ in the context of this problem. Use a trapezoidal sum with the four subintervals indicated by the table to estimate $\frac{1}{10} \int_0^{10} H(t) dt$.
- (c) Evaluate $\int_0^{10} H'(t) dt$. Using correct units, explain the meaning of the expression in the context of this problem.
- (d) At time $t = 0$, biscuits with temperature 100°C were removed from an oven. The temperature of the biscuits at time t is modeled by a differentiable function B for which it is known that $B'(t) = -13.84e^{-0.173t}$. Using the given models, at time $t = 10$, how much cooler are the biscuits than the tea?

(a)
$$H'(3.5) \approx \frac{H(5) - H(2)}{5 - 2}$$

$$= \frac{52 - 60}{3} = -2.666 \text{ or } -2.667 \text{ degrees Celsius per minute}$$

1 : answer

(b) $\frac{1}{10} \int_0^{10} H(t) dt$ is the average temperature of the tea, in degrees Celsius, over the 10 minutes.

$$\frac{1}{10} \int_0^{10} H(t) dt \approx \frac{1}{10} \left(2 \cdot \frac{66 + 60}{2} + 3 \cdot \frac{60 + 52}{2} + 4 \cdot \frac{52 + 44}{2} + 1 \cdot \frac{44 + 43}{2} \right)$$

$$= 52.95$$

3 : $\left\{ \begin{array}{l} 1 : \text{meaning of expression} \\ 1 : \text{trapezoidal sum} \\ 1 : \text{estimate} \end{array} \right.$

(c) $\int_0^{10} H'(t) dt = H(10) - H(0) = 43 - 66 = -23$
 The temperature of the tea drops 23 degrees Celsius from time $t = 0$ to time $t = 10$ minutes.

2 : $\left\{ \begin{array}{l} 1 : \text{value of integral} \\ 1 : \text{meaning of expression} \end{array} \right.$

(d) $B(10) = 100 + \int_0^{10} B'(t) dt = 34.18275$; $H(10) - B(10) = 8.817$
 The biscuits are 8.817 degrees Celsius cooler than the tea.

3 : $\left\{ \begin{array}{l} 1 : \text{integrand} \\ 1 : \text{uses } B(0) = 100 \\ 1 : \text{answer} \end{array} \right.$

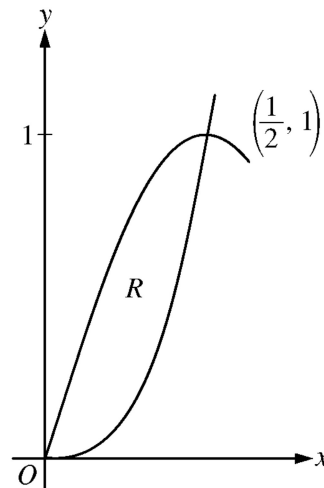


AP[®] CALCULUS AB 2011 SCORING GUIDELINES

Question 3

Let R be the region in the first quadrant enclosed by the graphs of $f(x) = 8x^3$ and $g(x) = \sin(\pi x)$, as shown in the figure above.

- Write an equation for the line tangent to the graph of f at $x = \frac{1}{2}$.
- Find the area of R .
- Write, but do not evaluate, an integral expression for the volume of the solid generated when R is rotated about the horizontal line $y = 1$.



(a) $f\left(\frac{1}{2}\right) = 1$
 $f'(x) = 24x^2$, so $f'\left(\frac{1}{2}\right) = 6$

An equation for the tangent line is $y = 1 + 6\left(x - \frac{1}{2}\right)$.


(b)
$$\begin{aligned} \text{Area} &= \int_0^{1/2} (g(x) - f(x)) \, dx \\ &= \int_0^{1/2} (\sin(\pi x) - 8x^3) \, dx \\ &= \left[-\frac{1}{\pi} \cos(\pi x) - 2x^4 \right]_{x=0}^{x=1/2} \\ &= -\frac{1}{8} + \frac{1}{\pi} \end{aligned}$$

(c)
$$\begin{aligned} &\pi \int_0^{1/2} \left((1 - f(x))^2 - (1 - g(x))^2 \right) dx \\ &= \pi \int_0^{1/2} \left((1 - 8x^3)^2 - (1 - \sin(\pi x))^2 \right) dx \end{aligned}$$

2 : $\begin{cases} 1 : f'\left(\frac{1}{2}\right) \\ 1 : \text{answer} \end{cases}$

4 : $\begin{cases} 1 : \text{integrand} \\ 2 : \text{antiderivative} \\ 1 : \text{answer} \end{cases}$

3 : $\begin{cases} 1 : \text{limits and constant} \\ 2 : \text{integrand} \end{cases}$



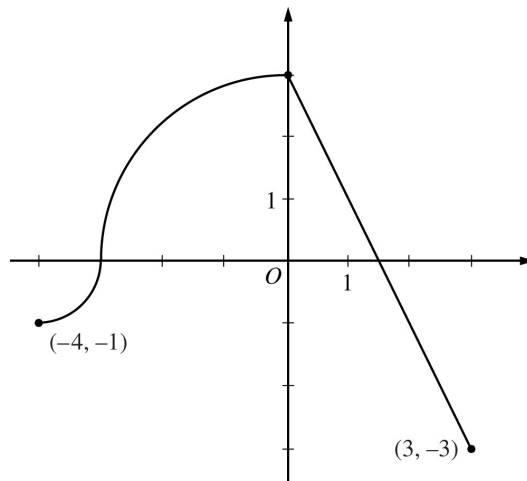
AP[®] CALCULUS AB 2011 SCORING GUIDELINES

Question 4

The continuous function f is defined on the interval $-4 \leq x \leq 3$. The graph of f consists of two quarter circles and one line segment, as shown in the figure above.

Let $g(x) = 2x + \int_0^x f(t) dt$.

- (a) Find $g(-3)$. Find $g'(x)$ and evaluate $g'(-3)$.
- (b) Determine the x -coordinate of the point at which g has an absolute maximum on the interval $-4 \leq x \leq 3$. Justify your answer.
- (c) Find all values of x on the interval $-4 < x < 3$ for which the graph of g has a point of inflection. Give a reason for your answer.
- (d) Find the average rate of change of f on the interval $-4 \leq x \leq 3$. There is no point c , $-4 < c < 3$, for which $f'(c)$ is equal to that average rate of change. Explain why this statement does not contradict the Mean Value Theorem.



Graph of f

(a) $g(-3) = 2(-3) + \int_0^{-3} f(t) dt = -6 - \frac{9\pi}{4}$
 $g'(x) = 2 + f(x)$
 $g'(-3) = 2 + f(-3) = 2$

3 : $\begin{cases} 1 : g(-3) \\ 1 : g'(x) \\ 1 : g'(-3) \end{cases}$

(b) $g'(x) = 0$ when $f(x) = -2$. This occurs at $x = \frac{5}{2}$.
 $g'(x) > 0$ for $-4 < x < \frac{5}{2}$ and $g'(x) < 0$ for $\frac{5}{2} < x < 3$.
 Therefore g has an absolute maximum at $x = \frac{5}{2}$.

3 : $\begin{cases} 1 : \text{considers } g'(x) = 0 \\ 1 : \text{identifies interior candidate} \\ 1 : \text{answer with justification} \end{cases}$

(c) $g''(x) = f'(x)$ changes sign only at $x = 0$. Thus the graph of g has a point of inflection at $x = 0$.

1 : answer with reason

(d) The average rate of change of f on the interval $-4 \leq x \leq 3$ is $\frac{f(3) - f(-4)}{3 - (-4)} = -\frac{2}{7}$.

2 : $\begin{cases} 1 : \text{average rate of change} \\ 1 : \text{explanation} \end{cases}$

To apply the Mean Value Theorem, f must be differentiable at each point in the interval $-4 < x < 3$. However, f is not differentiable at $x = -3$ and $x = 0$.

AP[®] CALCULUS AB 2011 SCORING GUIDELINES

Question 5

At the beginning of 2010, a landfill contained 1400 tons of solid waste. The increasing function W models the total amount of solid waste stored at the landfill. Planners estimate that W will satisfy the differential equation $\frac{dW}{dt} = \frac{1}{25}(W - 300)$ for the next 20 years. W is measured in tons, and t is measured in years from the start of 2010.

- (a) Use the line tangent to the graph of W at $t = 0$ to approximate the amount of solid waste that the landfill contains at the end of the first 3 months of 2010 (time $t = \frac{1}{4}$).
- (b) Find $\frac{d^2W}{dt^2}$ in terms of W . Use $\frac{d^2W}{dt^2}$ to determine whether your answer in part (a) is an underestimate or an overestimate of the amount of solid waste that the landfill contains at time $t = \frac{1}{4}$.
- (c) Find the particular solution $W = W(t)$ to the differential equation $\frac{dW}{dt} = \frac{1}{25}(W - 300)$ with initial condition $W(0) = 1400$.

(a) $\left. \frac{dW}{dt} \right|_{t=0} = \frac{1}{25}(W(0) - 300) = \frac{1}{25}(1400 - 300) = 44$

The tangent line is $y = 1400 + 44t$.

$$W\left(\frac{1}{4}\right) \approx 1400 + 44\left(\frac{1}{4}\right) = 1411 \text{ tons}$$

(b) $\frac{d^2W}{dt^2} = \frac{1}{25} \frac{dW}{dt} = \frac{1}{625}(W - 300)$ and $W \geq 1400$

Therefore $\frac{d^2W}{dt^2} > 0$ on the interval $0 \leq t \leq \frac{1}{4}$.

The answer in part (a) is an underestimate.

(c) $\frac{dW}{dt} = \frac{1}{25}(W - 300)$

$$\int \frac{1}{W - 300} dW = \int \frac{1}{25} dt$$

$$\ln|W - 300| = \frac{1}{25}t + C$$

$$\ln(1400 - 300) = \frac{1}{25}(0) + C \Rightarrow \ln(1100) = C$$

$$W - 300 = 1100e^{\frac{1}{25}t}$$

$$W(t) = 300 + 1100e^{\frac{1}{25}t}, \quad 0 \leq t \leq 20$$

$$2 : \begin{cases} 1 : \frac{dW}{dt} \text{ at } t = 0 \\ 1 : \text{answer} \end{cases}$$

$$2 : \begin{cases} 1 : \frac{d^2W}{dt^2} \\ 1 : \text{answer with reason} \end{cases}$$

$$5 : \begin{cases} 1 : \text{separation of variables} \\ 1 : \text{antiderivatives} \\ 1 : \text{constant of integration} \\ 1 : \text{uses initial condition} \\ 1 : \text{solves for } W \end{cases}$$

Note: max 2/5 [1-1-0-0-0] if no constant of integration

Note: 0/5 if no separation of variables

**AP[®] CALCULUS AB
2011 SCORING GUIDELINES**

Question 6

Let f be a function defined by $f(x) = \begin{cases} 1 - 2\sin x & \text{for } x \leq 0 \\ e^{-4x} & \text{for } x > 0. \end{cases}$

- (a) Show that f is continuous at $x = 0$.
 (b) For $x \neq 0$, express $f'(x)$ as a piecewise-defined function. Find the value of x for which $f'(x) = -3$.
 (c) Find the average value of f on the interval $[-1, 1]$.

(a) $\lim_{x \rightarrow 0^-} (1 - 2\sin x) = 1$

$$\lim_{x \rightarrow 0^+} e^{-4x} = 1$$

$$f(0) = 1$$

$$\text{So, } \lim_{x \rightarrow 0} f(x) = f(0).$$

Therefore f is continuous at $x = 0$.

(b) $f'(x) = \begin{cases} -2\cos x & \text{for } x < 0 \\ -4e^{-4x} & \text{for } x > 0 \end{cases}$

$$-2\cos x \neq -3 \text{ for all values of } x < 0.$$

$$-4e^{-4x} = -3 \text{ when } x = -\frac{1}{4}\ln\left(\frac{3}{4}\right) > 0.$$

$$\text{Therefore } f'(x) = -3 \text{ for } x = -\frac{1}{4}\ln\left(\frac{3}{4}\right).$$

(c)
$$\begin{aligned} \int_{-1}^1 f(x) dx &= \int_{-1}^0 f(x) dx + \int_0^1 f(x) dx \\ &= \int_{-1}^0 (1 - 2\sin x) dx + \int_0^1 e^{-4x} dx \\ &= \left[x + 2\cos x \right]_{x=-1}^{x=0} + \left[-\frac{1}{4}e^{-4x} \right]_{x=0}^{x=1} \\ &= (3 - 2\cos(-1)) + \left(-\frac{1}{4}e^{-4} + \frac{1}{4} \right) \end{aligned}$$

$$\begin{aligned} \text{Average value} &= \frac{1}{2} \int_{-1}^1 f(x) dx \\ &= \frac{13}{8} - \cos(-1) - \frac{1}{8}e^{-4} \end{aligned}$$

2 : analysis

3 : $\begin{cases} 2 : f'(x) \\ 1 : \text{value of } x \end{cases}$

4 : $\begin{cases} 1 : \int_{-1}^0 (1 - 2\sin x) dx \text{ and } \int_0^1 e^{-4x} dx \\ 2 : \text{antiderivatives} \\ 1 : \text{answer} \end{cases}$